

Make Your Own


The colonists' trip to America took two or three months by sea on large ships. The ships could be about 100 feet long. These ships had to carry enough supplies for the long journey. Some of those supplies were food and water, clothing, guns and gun powder, tools and candles. The colonists brought the things they would need for their new lives with them. In this activity you can make your own ship and see if it floats or sinks.

Supplies


- 1 Take the wrapper off the bar of soap. Place the tracing paper over the soap.
- 2 Using a pencil, draw an outline of a boat onto the soap through the tracing paper. The paper will keep the soap from getting pencil marks on it.

ivory soap
tracing paper
pencil
popsicle or
orangewood stick

potato peeler
other various
brands of soap
bucket or sink
filled with water

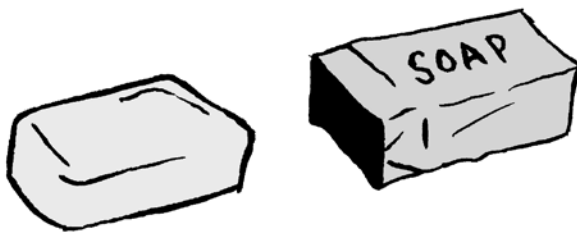



- 3 Remove the tracing paper and carefully carve over the lines with a potato peeler or orangewood stick. The stick acts like a knife but is much safer.



SOAP BOAT

4 Have an adult help you smooth the edges with a potato peeler. What a nice boat!



6 Now, take your Ivory soap boat and place it in the water. Does it sink or float? Do you know why? It's because Ivory soap has air whipped into it. The air bubbles in the soap help it to float.

5 Now find out if soap floats or sinks. Do you have a guess before you get started? Fill a bucket or sink with water. Take the wrappers off the other bars of soap. Place the bars one at a time into the water. What happens?



Ben Said

◆◆◆◆◆◆◆◆◆◆
“Early to bed, early
to rise, makes a man
healthy, wealthy, and
wise”

This means you should
get a good night of rest
and an early start to do
well the next day.